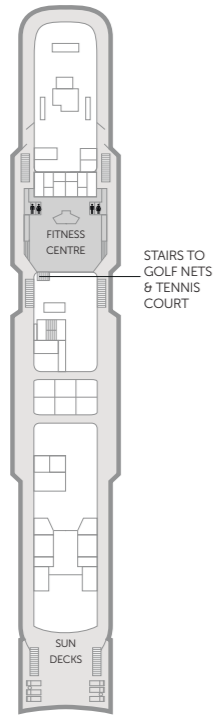


Black Watch deck plans

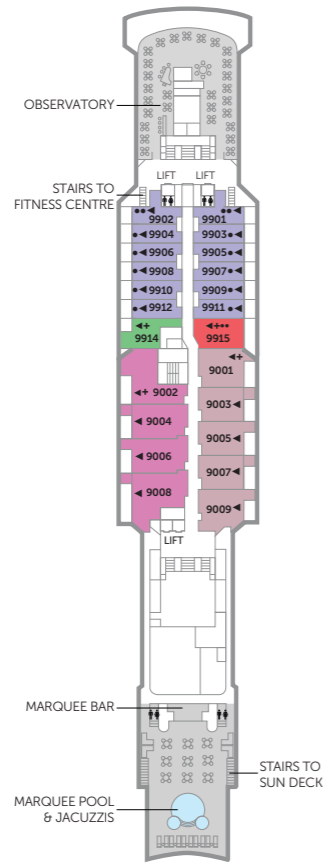
Key to symbols

- 4 berth room
- 3 berth room
- ◀ Room with bathtub (Shower is usually also included over the bath)
- + Room with restricted view
- Room with fully restricted view
- ♿ Adapted for wheelchair users (Not suitable for those fully reliant on a wheelchair)

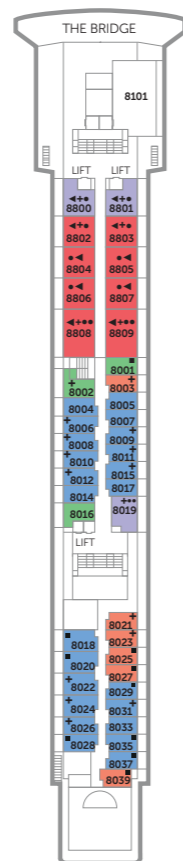
Sun Deck 10



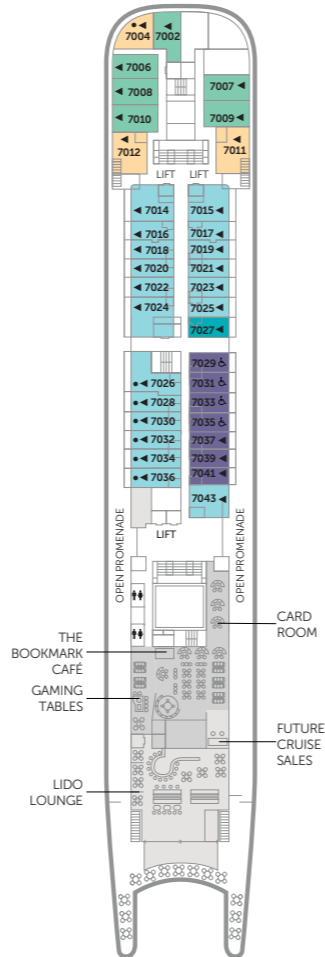
Marquee Deck 9



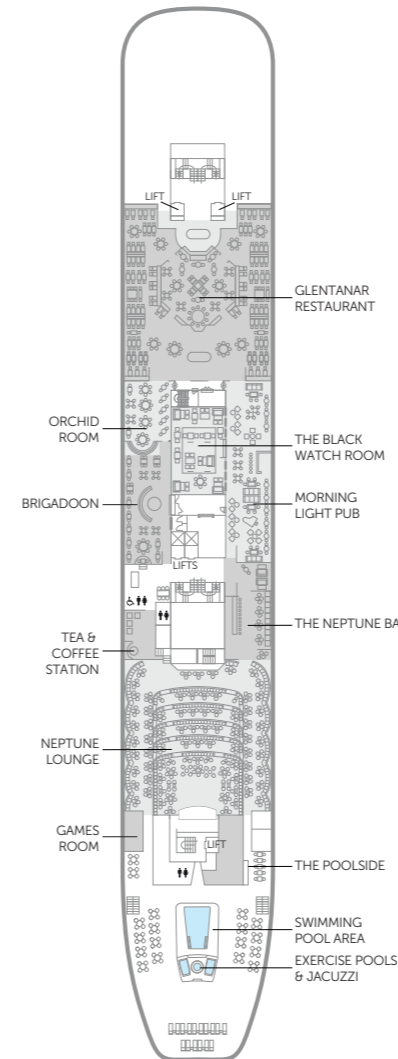
Bridge Deck 8



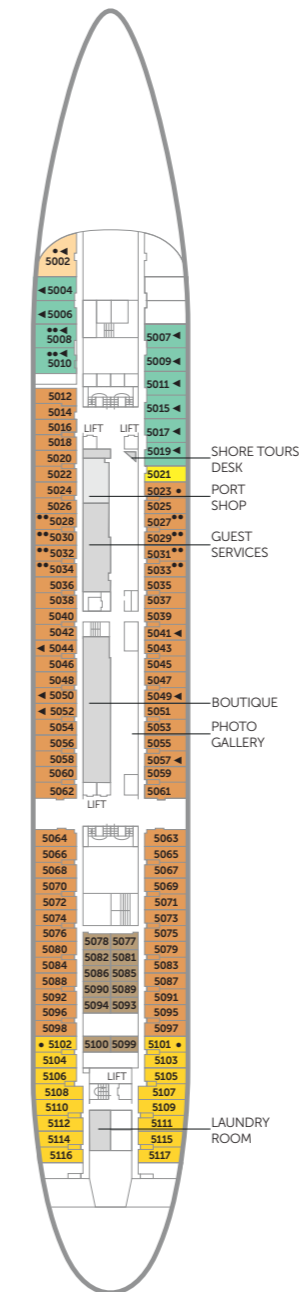
Lido Deck 7



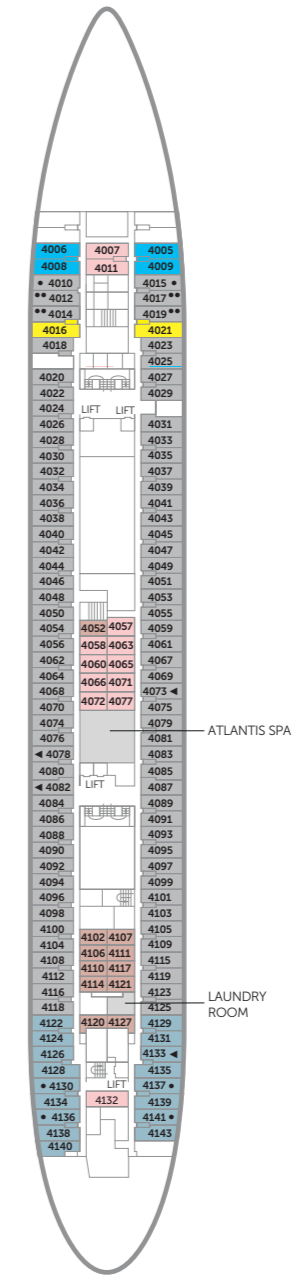
Lounge Deck 6



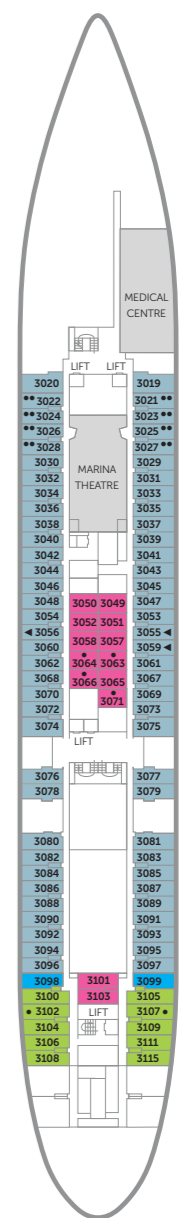
Main Deck 5



Atlantic Deck 4



Marina Deck 3



Room details

All rooms have a hairdryer, safe, Smart TV, tea and coffee making facilities and an en-suite with shower (some rooms include a bathtub as indicated on the deck plan). Any additional features are detailed below.

Suites (with balcony/terrace balcony, refrigerator, mini-bar & Suite Dreams benefits*)

- PS Premier Suite**
Marquee Deck Approx 550 sq ft
- MS Marquee Suite**
Marquee Deck Approx 440 sq ft
- SS Superior Suite**
Marquee & Bridge Decks Approx 300 sq ft
- BS Balcony Suite**
Marquee & Bridge Decks Approx 210 sq ft

- TS Terrace Balcony Suite**
Lido Deck Approx 260 sq ft
- JB Single Balcony Suite**
Marquee & Bridge Decks Approx 150 sq ft

Suites (with picture window, refrigerator & mini-bar)

- DS Superior Junior Suite**
Lido & Main Decks Approx 260 sq ft
- JS Junior Suite**
Lido & Main Decks Approx 240 sq ft

Balcony rooms

- BC Balcony Room**
Bridge Deck Approx 160 sq ft
- TC Terrace Balcony Room**
Lido Deck Approx 200 sq ft
♿ Adapted rooms available

- J Single Superior Balcony**
Bridge Deck Approx 150 sq ft
- TK Single Terrace Balcony**
Lido Deck Approx 150 sq ft

Picture window rooms

- B Superior Ocean View**
Main Deck Approx 160 sq ft
- C Superior Ocean View**
Main Deck Approx 160 sq ft

Porthole rooms

- D Ocean View**
Atlantic Deck Approx 160 sq ft
- E Ocean View**
Atlantic & Marina Decks Approx 160 sq ft

- F Ocean View**
Marina Deck Approx 160 sq ft
- K Single Ocean View**
Main & Atlantic Decks
Room 5021 has a picture window
- L Single Ocean View**
Atlantic & Marina Decks Approx 150 sq ft

Interior rooms

- H Interior Room**
Atlantic Deck Approx 140 sq ft
- I Interior Room**
Marina Deck Approx 140 sq ft
- M Single Interior Room**
Main Deck Approx 140 sq ft
- N Single Interior Room**
Atlantic Deck Approx 140 sq ft

For more information on our ships, including digital deck plans, room images and virtual reality videos, please visit the 'our ships' section of our website at fredolsencruises.com

NOTES

Room layouts, colour schemes and bed layouts may vary across the ship. Balcony sizes vary and many are under cover (shaded).

Any 3rd/4th beds on B - I grade rooms will be in bunk-bed style (folded away when not in use).

Further information, including details on our smoking policy, can be found on pages 267-271.

This information is correct and up-to-date at the time of going to print, but may be subject to change without prior notice. E&OE.

*Suite Dreams – see page 31 for more details.

